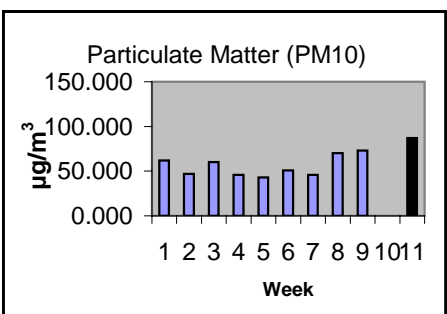
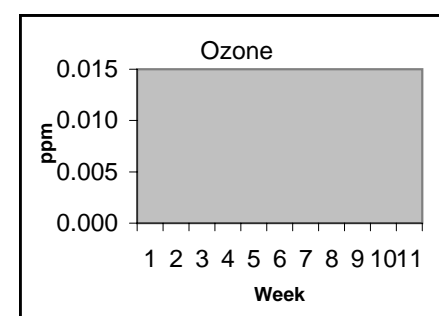
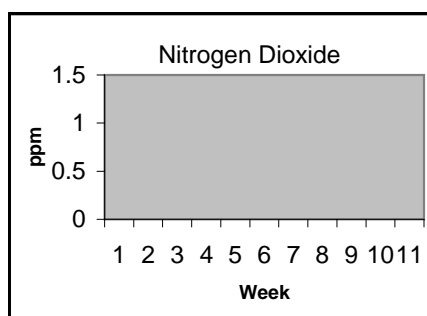
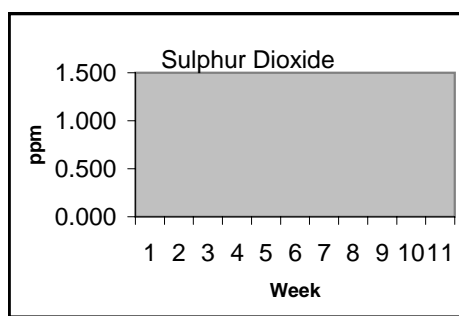
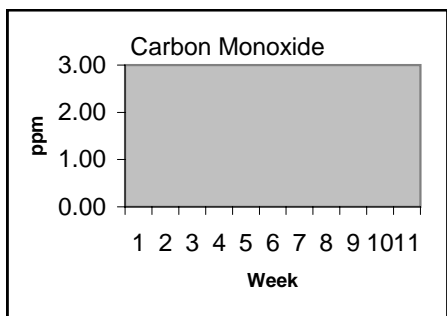


**CENTRAL ENVIRONMENTAL AUTHORITY**  
**Ministry of Environment**  
**Ambient Air Quality at Colombo Fort Monitoring Site**

Duration:			Maximum Concentration			Standard		Comment on the maximum concentration recorded.
From 13 <sup>th</sup> November 2011 to 19 <sup>th</sup> November 2011			Value	Date	Hour	Value	Origin	
Air Pollutant	Averaging period	Unit						
Carbon Monoxide(CO)	1 hour	ppm		*		26.00	National	
Sulphur Dioxide (SO <sub>2</sub> )	1 hour	ppm		*		0.08	National	
Nitrogen Dioxide (NO <sub>2</sub> )	1 hour	ppm		*		0.13	National	
Ozone(O <sub>3</sub> )	1 hour	ppm		*		0.10	National	
Particulate Matter (PM-10)	24 hour	µgm <sup>-3</sup>	87	14-Nov-11		100.00	National	Moderate

Note: \* System Failure

*Trends in the weekly maximum values of air pollutant concentrations with respect to the past ten weeks*



*Previous weeks*



*This week*

Processed by C.T.Rajapaksha (SEO) .....

Checked by R.N.R.Jayarathne (AD) .....

Approved by R.M.Kulasena (Deputy Director) .....